

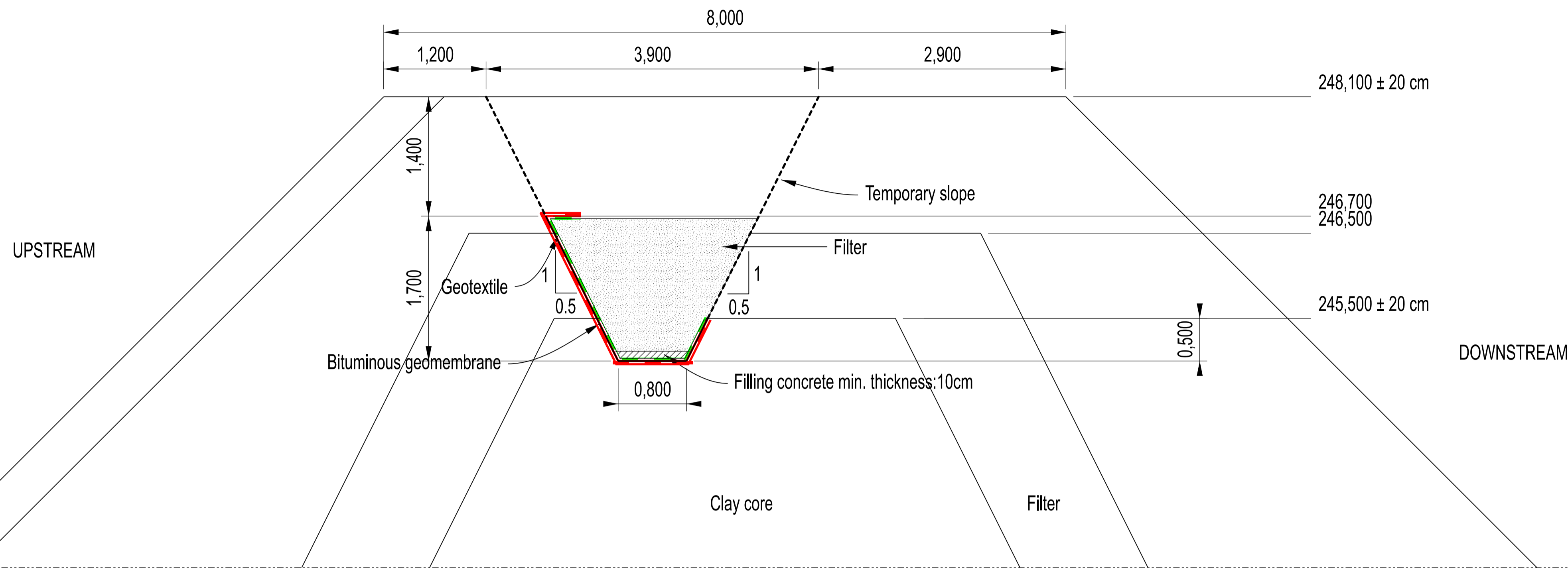
C

B

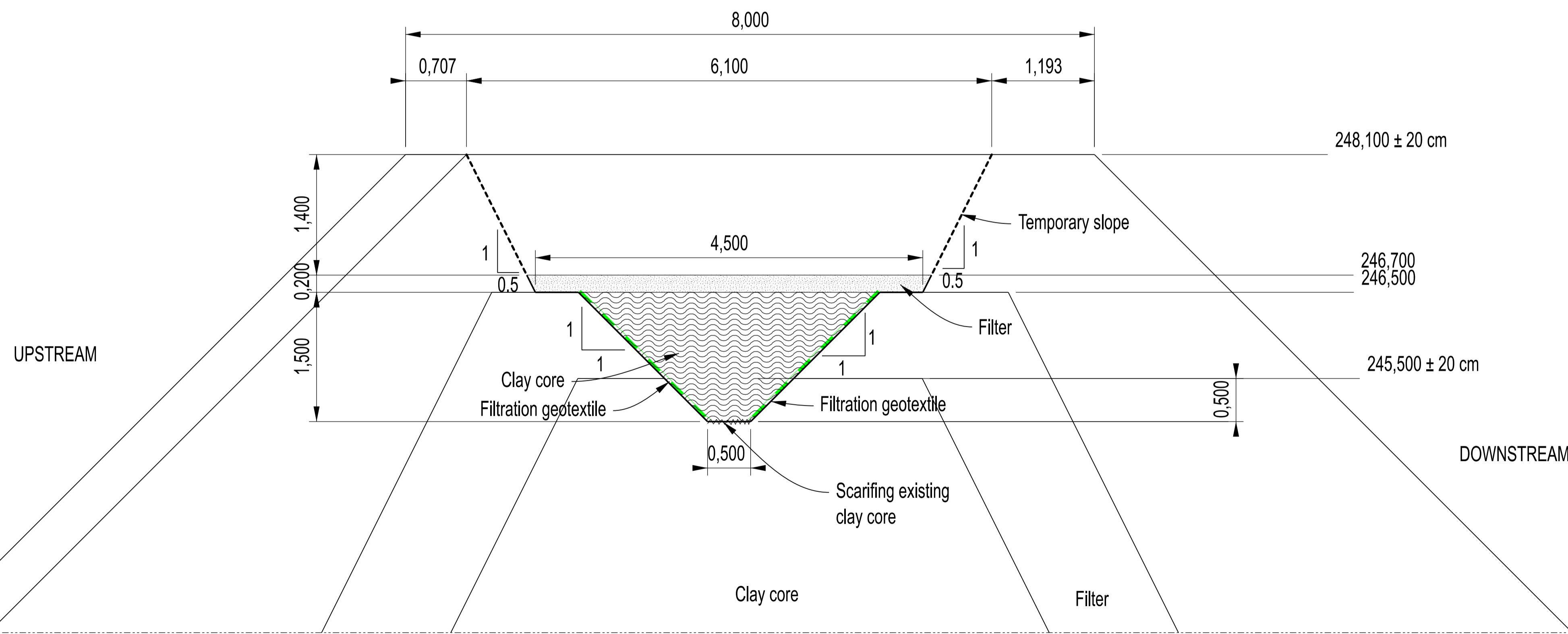
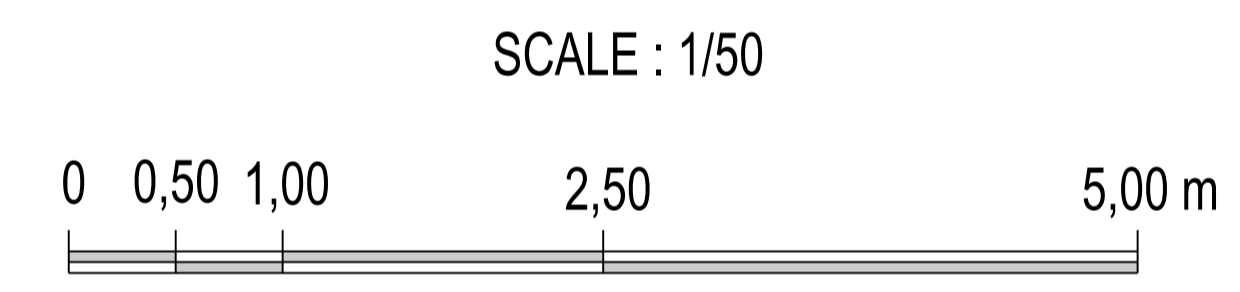
A

Option 2 - Raising using membrane


NOTA :
 1- Dimensions to be checked by the Contractor
 2- Membrane and its protection, slopes and bottom width of the trench to be designed by the Contractor



Option 1 - Raising using clay




C	18/11/19	RLO	ADG	Updated version following nov. 2019 comment
B	16/11/18	IHA	LBE	Updated version following oct. 2018 topography
A	20/09/18	RLO	LBE	FIRST VERSION
INDEX	DATE	Drawn by	Checked by	OBSERVATIONS

 **CENTRAL ELECTRICITY BOARD**

**INCREASING STORAGE CAPACITY
SANS SOUCI DAM MAURITIUS**

TENDER DOCUMENTS

Clay care - Typical sections raising



75 boulevard Mac Donald
 75019 PARIS
 Tel : (33) 01.55.26.99.99
 Fax : (33) 01.40.34.63.36
 www.isl.fr

Drawn by :	RLO
Checked by :	LBE
Scale :	1/50-A2
File :	Dam.Dgn

16X-024
30-06

REPERTOIRE : C:\Trmp\Cellules-VBF\Format3.Cel

C

B

A